

To access Verizon discount as a Kansas Farm Bureau member

The discount is not available through a local Verizon store or through Verizon's customer service. Verizon established a Farm Bureau member discount registration portal on our website, so visit Verizon at www.kfb.org/benefits. (Member must establish a log in to access member restricted information on our website.)

The 13% discount is only on monthly access fees (\$34.99 or higher) for qualifying Verizon mobile plans. **UNLIMITED Data Plans, Prepaid Plans, and also Verizon accounts in a business name are not eligible for this discount program**

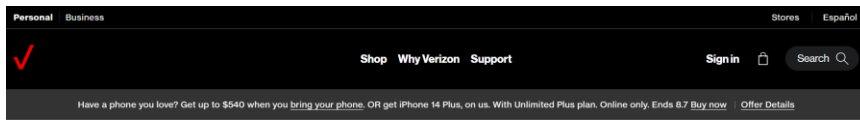
Step 1: Once you have located the Verizon information on our website, click on [Click here](#) to register your account for a new discount or to renew your existing discount as highlighted in yellow below.

The screenshot shows the Verizon website's Member Benefits section. The navigation bar includes links for About, News, Advocacy, Education, Get Involved, Health Plans, Member Benefits, and Events. A search bar is located on the left. The main content area displays the Verizon logo and the heading "Verizon". Below this, the "Benefit Description:" section states: "Register or *Renew Your Existing Account". It details a "13% discount on monthly access fees (\$34.99 or higher) for qualifying Verizon mobile plans." A red warning note specifies: "UNLIMITED Data Plans, Prepaid Plans, and also Verizon accounts in a business name are not eligible for this discount program". A "Note:" section clarifies that "Discount registration not available through local Verizon stores or through Verizon customer service." A yellow highlight is placed over the text "Click here" which is followed by "to register your account for a new discount or to renew your existing discount."

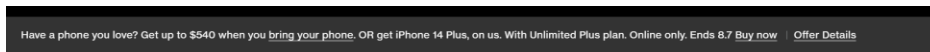
Step 2: Click on Register or renew now, as highlighted in yellow below.

The screenshot shows the Verizon website's Kansas Farm Bureau Member discount registration page. The top navigation bar includes links for Personal, Business, Shop, Why Verizon, Support, Sign in, and Search. A banner image shows a family of three on a beach. The main heading reads "Discounts for KANSAS FARM BUREAU MEMBER". Below this, it states: "With Verizon Service, you are eligible for exclusive discounts." A callout box highlights "Save on wireless with exclusive discounts for you and your families. Waived activation on service. Up to 13% off Eligible plans." The page is divided into two columns: "Already with Verizon Wireless?" and "New to Verizon Wireless?". The "Already with Verizon Wireless?" column contains the text: "Register your account for a new discount or renew your existing discount." and a yellow button labeled "Register or renew now >". The "New to Verizon Wireless?" column contains the text: "Shop for new service, devices and accessories. Once activated, your discount will be automatically added to qualifying plans and features." and a button labeled "Shop now >".

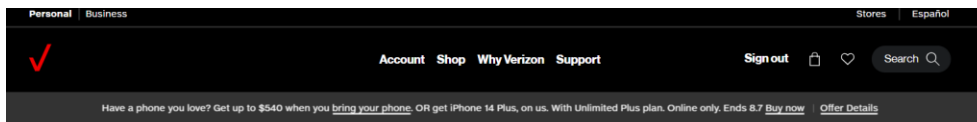
Step 3: Enter the mobile number on your Verizon account, then click the Continue button.

This is a screenshot of the 'Sign in' form. At the top, it says 'Sign in' and 'New customer? Create new account.' Below this is a text input field labeled 'User ID or Verizon mobile number' which contains a yellowed-out mobile number. To the right of the input field is a link that says 'Forgot info'. At the bottom of the form is a grey 'Continue' button.

Step 4: Select the way you want Verizon to authenticate, either through a password or text message notification as shown below. (Text message is recommended if you don't know your Verizon password.) Once your access is authenticated, you are ready to finish your registration.

This is a screenshot of the authentication options form. It is titled 'Sign in' and includes the text 'New customer? Create new account.' Below this, it says 'Choose a way to authenticate:'. There are two options listed: 'Text or Push Notification' with a right-pointing arrow and the subtext 'Quick, secure and recommended method.', and 'Password' with a right-pointing arrow.

Step 5: As shown in the screenshot below, you are ready to complete your registration by filling out the form with your name, mobile number, contact number (it can be the same as your mobile number), and an email address where Verizon will send the confirmation of your discount registration. Once you click on Continue, if you have entered the information for your Verizon account correctly and have a Verizon plan that qualifies for this discount, you will receive a notice that the discount will be applied within 1-2 billing cycles.



Finishing touches.

Fill out the information below so we can complete your discount validation.

All fields required

This is a screenshot of the registration form. It contains several input fields: 'First name*', 'Last name*', 'Mobile number*', 'Contact number*', and 'Contact Email address*'. Each field has a corresponding label and a right-pointing arrow. The 'Contact number*' field is currently empty. At the bottom of the form is a grey 'Continue' button.